



MD Financial Management Inc.

# MD Precision Balanced Growth Index Portfolio™ Series F2

FUND OVERVIEW—December 31, 2022

This document contains key information you should know about the F2 series of the MD Precision Balanced Growth Index Portfolio™ (the “fund”). The fund is available only to clients who open an MD ExO® Direct account that is held with MD Management Limited. This information should be read in conjunction with your MD ExO Direct account documentation, which includes your investment management agreement and your investment policy statement. The fund is offered by way of prospectus exemptions to clients with managed accounts who invest with MD ExO Direct.

## QUICK FACTS

|   |                  |                           |   |
|---|------------------|---------------------------|---|
| <b>Date fund and series started:</b>                    | January 16, 2019 | <b>Fund Manager:</b>      | MD Financial Management Inc.  |
| <b>Total value of the fund as of December 31, 2022:</b> | \$18.6 million   | <b>Portfolio Manager:</b> | Multi-Asset Management Team<br>within 1832 Asset Management L.P.                  |
| <b>Management expense ratio (MER):</b>                  | 0.18%            | <b>Distributions:</b>     | Income: Annually, after December 15<br>Capital gains: Annually, after December 15 |

## INVESTMENT OBJECTIVE

This is a strategic asset allocation fund with the objective of providing growth of capital and income generation.

## WHO IS SERIES F2 OF THIS FUND FOR?

Generally, Series F2 units of the fund are for investors who open an MD ExO Direct account; are looking for a single investment solution with exposure to major asset classes; are seeking a diversified portfolio made up of global investments in fixed income and equity, index-tracking mutual funds and exchange-traded funds; and have an investment time horizon of 10 years or more.

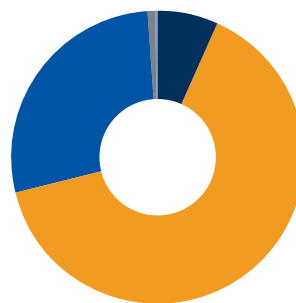
## WHAT DOES THE FUND INVEST IN?

The fund will invest in units of funds managed by MD Financial Management and exchange-traded funds with an emphasis on equity index funds for potential capital appreciation and with some exposure to fixed-income index funds for capital preservation and income generation. The fund may also invest in other non-affiliated index mutual funds and directly in fixed-income securities, cash or cash equivalents.

The charts below give you a snapshot of the fund’s investments on December 31, 2022. The fund’s investments will change.

### Investment Mix (December 31, 2022)

|   |   |              |
|---|---|--------------|
| 1   | BMO Aggregate Bond Index ETF                        | 27.8%        |
| 2   | MDPIM S&P 500 Index Pool, Series A                  | 27.5%        |
| 3   | MDPIM S&P/TSX Capped Composite Index Pool, Series A | 24.1%        |
| 4   | MDPIM International Equity Index Pool, Series A     | 12.8%        |
| 5   | BMO MSCI Emerging Markets Index ETF                 | 6.9%         |
| 6   | Cash and short term investments                     | 0.7%         |
| <b>Total percentage of top 10 investments</b> |   | <b>99.8%</b> |
| <b>Total number of investments</b>            |   | <b>6</b>     |



|                                 |       |
|---------------------------------|-------|
| Equity ETF Funds                | 6.9%  |
| Equity Mutual Funds             | 64.4% |
| Fixed Income ETF Funds          | 27.8% |
| Cash and Short-Term Investments | 0.7%  |
| Other Net Assets*               | 0.2%  |

\* Other net assets may include, but not limited to, dividends and interest receivable, receivable for investment transactions, subscriptions receivable, payable for investment transactions and redemptions payable.

## HOW RISKY IS IT?

The value of the fund can go down as well as up. You could lose money.

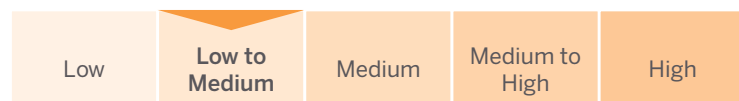
One way to gauge risk is to look at how much a fund's returns change over time. This is called "volatility."

In general, funds with higher volatility will have returns that change more over time. They typically have a greater chance of losing money and may have a greater chance of higher returns. Funds with lower volatility tend to have returns that change less over time. They typically have lower returns and may have a lower chance of losing money.

### Risk Rating

MD Financial Management Inc. has rated the volatility of this fund as **low to medium**.

This rating is based on how much the fund's returns have changed from year to year. It doesn't tell you how volatile the fund will be in the future. The rating can change over time. A fund with a low risk rating can still lose money.



### No Guarantees

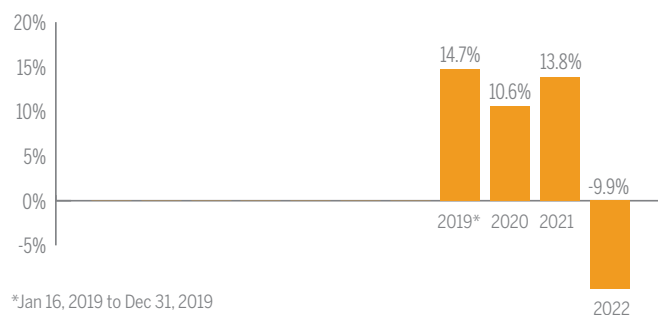
Like most mutual funds, this fund does not have any guarantees. You may not get back the amount of money you invest.

## HOW HAS THE FUND PERFORMED?

This section tells you how Series F2 units of the fund have performed since inception. Returns are after expenses have been deducted. These expenses reduce the fund's returns.

### Year-by-Year Returns

This chart shows how Series F2 units of the Fund performed in the past calendar year. The range of returns and change from year to year can help you assess how risky the Fund has been in the past. It does not tell you how the Fund will perform in the future.



### Best and Worst 3-Month Returns

This table shows the best and worst returns for Series F2 units of the Fund in a 3-month period over the past 4 years to December 31, 2022. The best and worst 3-month returns could be higher or lower in the future. Consider how much of a loss you could afford to take in a short period of time.

|              | RETURN  | 3 MONTHS ENDING | IF YOU INVESTED \$1,000 AT THE BEGINNING OF THE PERIOD |
|--------------|---------|-----------------|--|
| Best return  | 12.4%   | June 30, 2020   | Your investment would rise to \$1,124                  |
| Worst return | (11.4)% | March 31, 2020  | Your investment would drop to \$886                    |

### Average Return

As at December 31, 2022, a person who invested \$1,000 in Series F2 units of the Fund at its inception would now have \$1,274. This works out to an annual compound return of 6.4%.

## A WORD ABOUT TAX

In general, you'll have to pay income tax on any money you earn on a fund. How much you pay depends on the tax laws where you live, the type of earnings (i.e., income or capital gains) and whether or not you hold the fund in a registered plan, such as a registered retirement savings plan or a tax-free savings account.

Keep in mind that if you hold your fund in a non-registered account, taxable fund distributions are included in your taxable income, whether you get them in cash or have them reinvested.

## HOW MUCH DOES IT COST?

The following explains the fees and expenses you pay in respect of your Series F2 units of the fund through your MD ExO Direct investment.

### Fees and Expenses

You do not pay these expenses directly. They affect you because they reduce the fund's returns.

#### Management Fees

The fund pays a management fee up to 0.13% of the fund's net asset value to the fund manager.

The management fee covers the cost of managing the business of the fund, including processing orders for subscriptions and redemptions of units of the fund, setting the investment objectives and strategies, managing the investment portfolio of the fund, including investment analysis and recommendations, making investment decisions and effecting the purchase and sale of the investment portfolio of the fund, arranging for custodial services, and ensuring the fund is operating in compliance with all applicable registration and regulatory requirements. The management fee also covers the cost of audit fees, custodial fees, expenses related to investment fund accounting and fund valuation and unitholder servicing costs such as unitholder reporting and record-keeping expenses.

The fund invests in other investment funds. These underlying investment funds may pay a management fee; however, the fund will not pay a management fee that, to a reasonable person, would duplicate a fee payable to the underlying fund(s) for the same services.

The proportional management expense ratio (MER) for the underlying funds in which the fund invests is included in the fund's MER calculation.

#### Taxes

The fund is responsible for taxes of all kind to which the fund might be subject to including HST.

#### Trading Expenses

The fund pays for certain operating expenses directly, such as brokerage fees on the buying and selling of securities within the fund, transaction costs and interest and borrowing costs incurred by the fund from time to time.

### Other Fees

You may have to pay other fees when you buy, hold, sell or switch units of the fund.

| FEE                  | WHAT YOU PAY  |
|----------------------|---|
| Managed account fee  | The managed account fees to MD Management Limited that you agreed to when you opened your MD ExO Direct account                     |
| Early redemption fee | 2% of the amount redeemed or switched within 30 days from the date the units were purchased or switched (some exceptions may apply) |
| Transfer-out fee     | \$135 plus applicable taxes for transfer of an MD registered plan or a non-registered account to another financial institution      |

For more information, contact the MD ExO Direct Contact Centre.

MD.CA | 1 800 267-2332

MD ExO® Direct is an investment solution brought to you by MD Management Limited. MD Management Limited – Member – Canadian Investor Protection Fund.

MD ExO® Direct and MD Precision Portfolios™ are trademarks of The Bank of Nova Scotia, used under licence.

Commissions, trailing commissions, management fees and expenses all may be associated with mutual fund investments. This fund overview does not, nor is it intended to, constitute an "offering memorandum" or a "prospectus" describing an investment in the Series F2 units of the fund. This fund overview is not, and under no circumstances is to be construed as, an advertisement or a public offering of the F2 units of the fund. No securities commission or similar authority in Canada has reviewed this document or the merits of the F2 units of the fund and any representation to the contrary is an offence.

MD has prepared this document to help you better understand the F2 units of the fund that will be held in your MD ExO Direct account in accordance with your investment policy statement.

Mutual funds are not guaranteed. Their values change frequently, and past performance may not be repeated.

MD Financial Management Inc. wholly owns or has a majority interest in the MD Group of Companies. It provides financial products and services, is the fund manager for the MD Family of Funds and offers investment counselling services. For a detailed list of the MD Group of Companies, visit md.ca.